

Intermediate Level. Mean: 68.9, Median:71, St Dev:15.36, Max:100, Min:0

| | | 2019/0 | 2020/1 | 2019/0 | 2020/1 | 2019/0 | 2020/1 | 2019/0 | 2020/1 | 2019/0 | 2020/1 | 2019/0 | 2020/1 |
|-----------|---|--------|--------|--------|--------|--------|--------|--------|--------|--------|--------|--------|--------|
| | | Mean | Mean | Median | Median | Max | Max | Min | Min | St Dev | St Dev | Count | Count |
| COM00001I | Artificial Intelligence | 77.11 | - | 78 | - | 100 | - | 0 | - | 12.84 | - | 176 | |
| COM00002I | Computability & Complexity | 66.68 | - | 66 | - | 92 | - | 40 | - | 12.34 | - | 182 | |
| COM00005I | Principles of Programming Languages | 67.54 | - | 68 | - | 92 | - | 24 | - | 11.05 | - | 183 | |
| COM00008I | Software Engineering Project | 72.28 | - | 71 | - | 93 | - | 65 | - | 5.67 | - | 123 | |
| COM00009I | Vision & Graphics | 65.65 | - | 66.5 | - | 96 | - | 22 | - | 15.72 | - | 180 | |
| COM00011I | Computer Science Placement | - | - | - | - | - | - | - | - | - | - | | |
| COM00012I | Embedded Systems Project | 69.95 | - | 68 | - | 89 | - | 47 | - | 9.56 | - | 41 | |
| COM00013I | Implementation of Programming Languages | 73.37 | - | 75 | - | 96 | - | 42 | - | 11.91 | - | 167 | |
| COM00014I | Systems | 70.73 | - | 70 | - | 96 | - | 43 | - | 11.7 | - | 173 | |
| COM00017I | Human-Computer Interaction 2: User Experience | - | 69.07 | - | 70.5 | - | 97 | - | 0 | - | 17.65 | | 190 |
| COM00018I | Systems & Devices 3: Advanced Computer Systems | - | 66.85 | - | 68 | - | 92 | - | 0 | - | 14.29 | | 188 |
| COM00019I | Engineering 1: Introduction to Software & Systems Engineering | - | 73.56 | - | 75 | - | 91 | - | 18 | - | 11.21 | | 188 |
| COM00020I | Intelligent Systems 1: Search & Representation | - | 68.82 | - | 71 | - | 93 | - | 0 | - | 13.17 | | 204 |
| COM00021I | Systems & Devices 2: System Software & Security | - | 67.91 | - | 70 | - | 95 | - | 0 | - | 15.34 | | 187 |
| COM00022I | Data 2: Data Analysis & Management | - | 70.31 | - | 72 | - | 98 | - | 0 | - | 17.27 | | 202 |
| COM00023I | Theory 3: Computability & Complexity | - | 68.57 | - | 68 | - | 99 | - | 0 | - | 19.65 | | 205 |
| COM00024I | Intelligent Systems 2: Machine Learning & Optimisation | - | 66.11 | - | 67 | - | 88 | - | 27 | - | 12.25 | | 202 |
| COM00025I | Software 3: Functional Programming with Applications | - | 60.48 | - | 62 | - | 98 | - | 0 | - | 24.21 | | 202 |

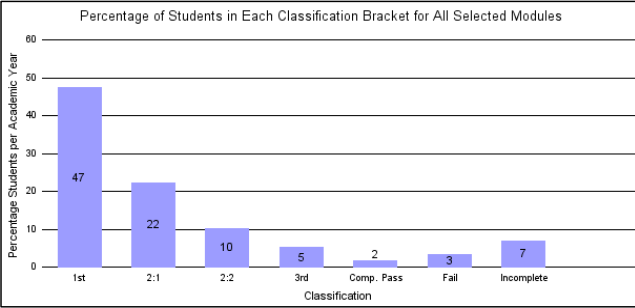
Results & Statistics for Each Year

2020/1 Results & Statistics for All Selected Modules

| Marks | Class | No. of Students | Percent | Max: | 99 |
|--------------|-------|-----------------|---------|---------------------|-------------|
| 70 and over | 1 | 932 | 48.95% | Min: | 0 |
| 60 - 69 | 2,1 | 439 | 23.06% | Mean: | 67.92477376 |
| 50 - 59 | 2,2 | 200 | 10.5% | Median: | 70 |
| 40 - 49 | 3 | 100 | 5.25% | Standard Deviation: | 16.92008238 |
| 39 and under | Fail | 67 | 3.52% | | |
| Compensation | - | 30 | 1.58% | | |
| Incomplete* | - | 136 | 7.14% | | |
| Total | | 1904 | | | |

*Incomplete includes the following grades: SU, SD, WD, TR, LA, NA, MI, MD, VR, and where no grade is entered

2020/1 Classifications for All Selected Modules



Classification Breakdown & Statistics for 2020/1 by Module

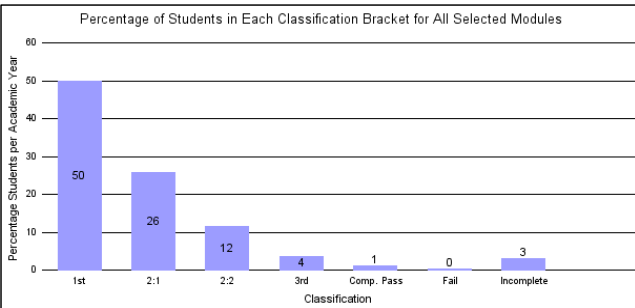
| | Mean | Median | St. Dev. | Max | Min | 1st | 2:1 | 2:2 | 3rd | Comp. Pass | Fail | Incomplete* | Count |
|-----------|------------|--------|-----------|-----|-----|-----|-----|-----|-----|------------|------|-------------|-------|
| COM000111 | | | | | | 0 | 0 | 0 | 0 | 0 | 0 | 0 | |
| COM000171 | 69.0684211 | 70.5 | 17.645556 | 97 | 0 | 99 | 43 | 26 | 14 | 5 | 3 | 11 | 201 |
| COM000181 | 66.8510638 | 68 | 14.289937 | 92 | 0 | 83 | 69 | 26 | 4 | 0 | 6 | 13 | 201 |
| COM000191 | 73.5638298 | 75 | 11.209296 | 91 | 18 | 156 | 23 | 1 | 0 | 0 | 8 | 13 | 201 |
| COM000201 | 68.8186275 | 71 | 13.170778 | 93 | 0 | 111 | 55 | 28 | 6 | 1 | 3 | 16 | 220 |
| COM000211 | 67.9144385 | 70 | 15.343842 | 95 | 0 | 96 | 57 | 19 | 9 | 0 | 6 | 14 | 201 |
| COM000221 | 70.3118812 | 72 | 17.266906 | 98 | 0 | 119 | 43 | 20 | 9 | 3 | 8 | 18 | 220 |
| COM000231 | 68.5707317 | 68 | 19.651152 | 99 | 0 | 101 | 52 | 28 | 14 | 2 | 8 | 15 | 220 |
| COM000241 | 66.1089109 | 67 | 12.249399 | 88 | 27 | 82 | 69 | 34 | 8 | 2 | 7 | 18 | 220 |
| COM000251 | 60.480198 | 62 | 24.20563 | 98 | 0 | 85 | 28 | 18 | 36 | 17 | 18 | 18 | 220 |
| Totals: | 67.9247738 | 70 | 16.920082 | 99 | 0 | 932 | 439 | 200 | 100 | 30 | 67 | 136 | 1904 |

2019/0 Results & Statistics for All Selected Modules

| Marks | Class | No. of Students | Percent | Max: | 100 |
|--------------|-------|-----------------|---------|---------------------|-------------|
| 70 and over | 1 | 663 | 52.37% | Min: | 0 |
| 60 - 69 | 2,1 | 343 | 27.09% | Mean: | 70.31020408 |
| 50 - 59 | 2,2 | 154 | 12.16% | Median: | 71 |
| 40 - 49 | 3 | 48 | 3.79% | Standard Deviation: | 12.63761253 |
| 39 and under | Fail | 4 | 0.32% | | |
| Compensation | - | 13 | 1.03% | | |
| Incomplete* | - | 41 | 3.24% | | |
| Total | | 1266 | | | |

*Incomplete includes the following grades: SU, SD, WD, TR, LA, NA, MI, MD, VR, and where no grade is entered

2019/0 Classifications for All Selected Modules



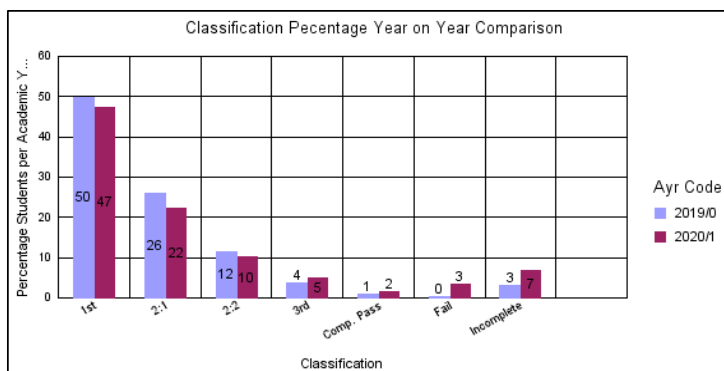
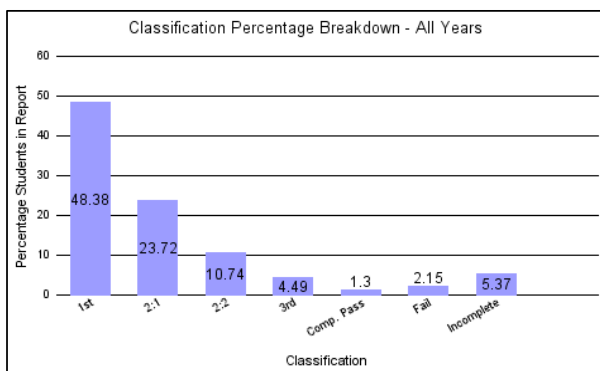
Classification Breakdown & Statistics for 2019/0 by Module

| | Mean | Median | St. Dev. | Max | Min | 1st | 2:1 | 2:2 | 3rd | Comp. Pass | Fail | Incomplete* | Count |
|-----------|------------|--------|-----------|-----|-----|-----|-----|-----|-----|------------|------|-------------|-------|
| COM000011 | 77.1136364 | 78 | 12.84139 | 100 | 0 | 127 | 38 | 10 | 0 | 0 | 1 | 5 | 181 |
| COM000021 | 66.6813187 | 66 | 12.343051 | 92 | 40 | 75 | 53 | 40 | 14 | 0 | 0 | 4 | 186 |
| COM000051 | 67.5355191 | 68 | 11.045739 | 92 | 24 | 81 | 68 | 22 | 10 | 1 | 1 | 5 | 188 |
| COM000081 | 72.2764228 | 71 | 5.6688693 | 93 | 65 | 78 | 45 | 0 | 0 | 0 | 0 | 7 | 130 |
| COM000091 | 65.65 | 66.5 | 15.721911 | 96 | 22 | 79 | 41 | 31 | 15 | 12 | 2 | 5 | 185 |
| COM000111 | | | | | | 0 | 0 | 0 | 0 | 0 | 0 | 1 | 1 |
| COM000121 | 69.9512195 | 68 | 9.5628218 | 89 | 47 | 19 | 16 | 5 | 1 | 0 | 0 | 4 | 45 |
| COM000131 | 73.3652695 | 75 | 11.909983 | 96 | 42 | 113 | 30 | 20 | 4 | 0 | 0 | 5 | 172 |
| COM000141 | 70.7283237 | 70 | 11.699789 | 96 | 43 | 91 | 52 | 26 | 4 | 0 | 0 | 5 | 178 |
| Totals: | 70.3102041 | 71 | 12.637613 | 100 | 0 | 663 | 343 | 154 | 48 | 13 | 4 | 41 | 1266 |

Classification Breakdown & Statistics for All Years

| Marks | Class | No. of Students | Percent | Max | 100 |
|--------------|-------|-----------------|---------|---------|-------------|
| 70 and over | 1 | 1,595 | 50.32% | Min | 0 |
| 60 - 69 | 2.1 | 782 | 24.67% | Mean | 68.90110257 |
| 50 - 59 | 2.2 | 354 | 11.17% | Median | 71 |
| 40 - 49 | 3 | 148 | 4.67% | Std Dev | 15.35535761 |
| 39 and under | Fail | 71 | 2.24% | | |
| Compensation | - | 43 | 1.36% | | |
| Incomplete* | - | 177 | 5.58% | | |
| | Total | 3170 | | | |

*Incomplete includes the following grades: SU, SD, WD, TR, LA, NA, MI, MD, VR, and where no grade is entered.



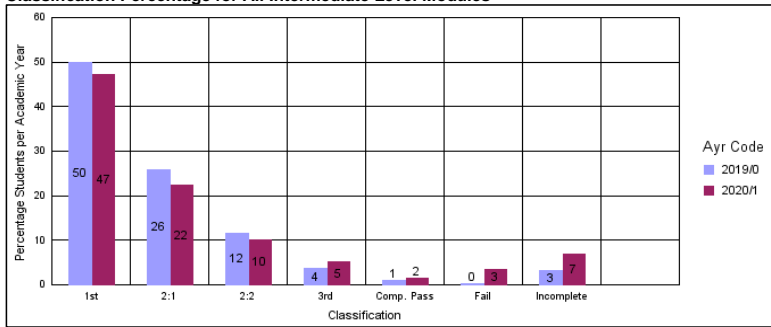
Classification Breakdown & Statistics for All Years by Module

| | Mean | Median | St. Dev. | Max | Min | 1st | 2:1 | 2:2 | 3rd | Comp. Pass | Fail | Incomplete* | Totals |
|-----------|------------|--------|-----------|-----|-----|-------|-----|-----|-----|------------|------|-------------|--------|
| COM000011 | 77.1136364 | 78 | 12.84139 | 100 | 0 | 127 | 38 | 10 | 0 | 0 | 1 | 5 | 181 |
| COM000021 | 66.6813187 | 66 | 12.343051 | 92 | 40 | 75 | 53 | 40 | 14 | 0 | 0 | 4 | 186 |
| COM000051 | 67.5355191 | 68 | 11.045739 | 92 | 24 | 81 | 68 | 22 | 10 | 1 | 1 | 5 | 188 |
| COM000081 | 72.2764228 | 71 | 5.6688693 | 93 | 65 | 78 | 45 | 0 | 0 | 0 | 0 | 7 | 130 |
| COM000091 | 65.65 | 66.5 | 15.721911 | 96 | 22 | 79 | 41 | 31 | 15 | 12 | 2 | 5 | 185 |
| COM000111 | | | | | | 0 | 0 | 0 | 0 | 0 | 0 | 1 | 1 |
| COM000121 | 69.9512195 | 68 | 9.5628218 | 89 | 47 | 19 | 16 | 5 | 1 | 0 | 0 | 4 | 45 |
| COM000131 | 73.3652695 | 75 | 11.909983 | 96 | 42 | 113 | 30 | 20 | 4 | 0 | 0 | 5 | 172 |
| COM000141 | 70.7283237 | 70 | 11.699789 | 96 | 43 | 91 | 52 | 26 | 4 | 0 | 0 | 5 | 178 |
| COM000171 | 69.0684211 | 70.5 | 17.645556 | 97 | 0 | 99 | 43 | 26 | 14 | 5 | 3 | 11 | 201 |
| COM000181 | 66.8510638 | 68 | 14.289937 | 92 | 0 | 83 | 69 | 26 | 4 | 0 | 6 | 13 | 201 |
| COM000191 | 73.5638298 | 75 | 11.209296 | 91 | 18 | 156 | 23 | 1 | 0 | 0 | 8 | 13 | 201 |
| COM000201 | 68.8186275 | 71 | 13.170778 | 93 | 0 | 111 | 55 | 28 | 6 | 1 | 3 | 16 | 220 |
| COM000211 | 67.9144385 | 70 | 15.343842 | 95 | 0 | 96 | 57 | 19 | 9 | 0 | 6 | 14 | 201 |
| COM000221 | 70.3118812 | 72 | 17.266906 | 98 | 0 | 119 | 43 | 20 | 9 | 3 | 8 | 18 | 220 |
| COM000231 | 68.5707317 | 68 | 19.651152 | 99 | 0 | 101 | 52 | 28 | 14 | 2 | 8 | 15 | 220 |
| COM000241 | 66.1089109 | 67 | 12.249399 | 88 | 27 | 82 | 69 | 34 | 8 | 2 | 7 | 18 | 220 |
| COM000251 | 60.480198 | 62 | 24.20563 | 98 | 0 | 85 | 28 | 18 | 36 | 17 | 18 | 18 | 220 |
| Totals: | 68.9011026 | 71 | 15.355358 | 100 | 0 | 1,595 | 782 | 354 | 148 | 43 | 71 | 177 | 3170 |

Results & Stats for Intermediate Level Modules

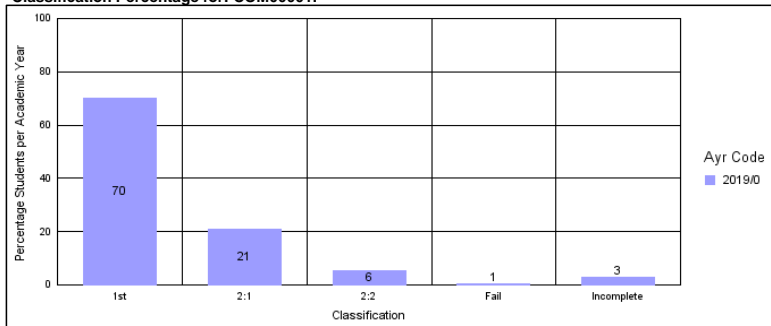
| | Mean | Median | St. Dev. | Max | Min | 1st | 2:1 | 2:2 | 3rd | Comp. Pass | Fail | Incomplete* | Totals |
|-----------|------------|--------|------------|-----|-----|-------|-----|-----|-----|------------|------|-------------|--------|
| COM00001I | 77.1136364 | 78 | 12.8413901 | 100 | 0 | 127 | 38 | 10 | 0 | 0 | 1 | 5 | 181 |
| COM00002I | 66.6813187 | 66 | 12.3430515 | 92 | 40 | 75 | 53 | 40 | 14 | 0 | 0 | 4 | 186 |
| COM00005I | 67.5355191 | 68 | 11.0457389 | 92 | 24 | 81 | 68 | 22 | 10 | 1 | 1 | 5 | 188 |
| COM00008I | 72.2764228 | 71 | 5.66886928 | 93 | 65 | 78 | 45 | 0 | 0 | 0 | 0 | 7 | 130 |
| COM00009I | 65.65 | 66.5 | 15.7219112 | 96 | 22 | 79 | 41 | 31 | 15 | 12 | 2 | 5 | 185 |
| COM00011I | | | | | | 0 | 0 | 0 | 0 | 0 | 0 | 1 | 1 |
| COM00012I | 69.9512195 | 68 | 9.56282181 | 89 | 47 | 19 | 16 | 5 | 1 | 0 | 0 | 4 | 45 |
| COM00013I | 73.3652695 | 75 | 11.9099833 | 96 | 42 | 113 | 30 | 20 | 4 | 0 | 0 | 5 | 172 |
| COM00014I | 70.7283237 | 70 | 11.6997891 | 96 | 43 | 91 | 52 | 26 | 4 | 0 | 0 | 5 | 178 |
| COM00017I | 69.0684211 | 70.5 | 17.6455565 | 97 | 0 | 99 | 43 | 26 | 14 | 5 | 3 | 11 | 201 |
| COM00018I | 66.8510638 | 68 | 14.289937 | 92 | 0 | 83 | 69 | 26 | 4 | 0 | 6 | 13 | 201 |
| COM00019I | 73.5638298 | 75 | 11.2092957 | 91 | 18 | 156 | 23 | 1 | 0 | 0 | 8 | 13 | 201 |
| COM00020I | 68.8186275 | 71 | 13.1707785 | 93 | 0 | 111 | 55 | 28 | 6 | 1 | 3 | 16 | 220 |
| COM00021I | 67.9144385 | 70 | 15.3438424 | 95 | 0 | 96 | 57 | 19 | 9 | 0 | 6 | 14 | 201 |
| COM00022I | 70.3118812 | 72 | 17.2669056 | 98 | 0 | 119 | 43 | 20 | 9 | 3 | 8 | 18 | 220 |
| COM00023I | 68.5707317 | 68 | 19.6511518 | 99 | 0 | 101 | 52 | 28 | 14 | 2 | 8 | 15 | 220 |
| COM00024I | 66.1089109 | 67 | 12.2493992 | 88 | 27 | 82 | 69 | 34 | 8 | 2 | 7 | 18 | 220 |
| COM00025I | 60.480198 | 62 | 24.2056304 | 98 | 0 | 85 | 28 | 18 | 36 | 17 | 18 | 18 | 220 |
| Totals: | 68.9011026 | 71 | 15.3553576 | 100 | 0 | 1,595 | 782 | 354 | 148 | 43 | 71 | 177 | 3170 |

Classification Percentage for All Intermediate Level Modules

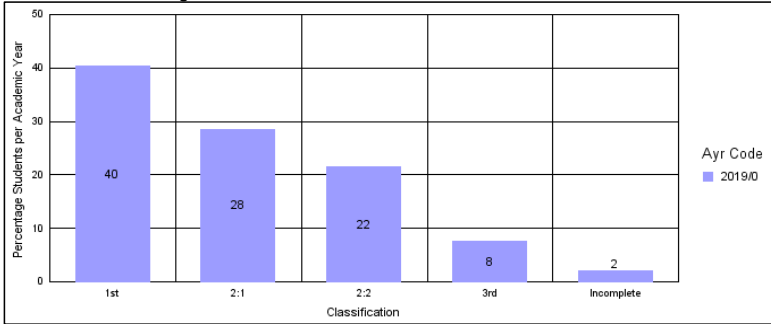


*Incomplete includes the following grades: SU, SD, WD, TR, LA, NA, MI, MD, VR, and where no grade is entered.

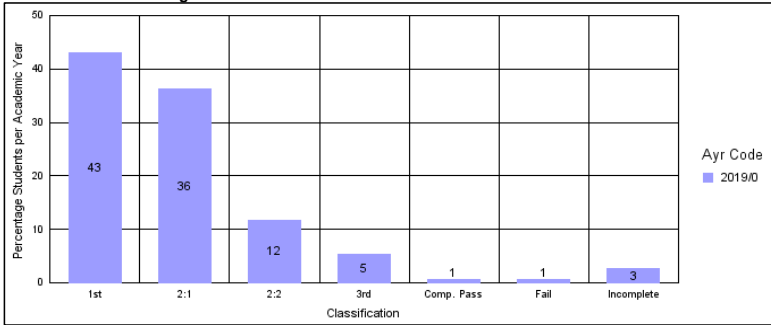
Classification Percentage for: COM00001I



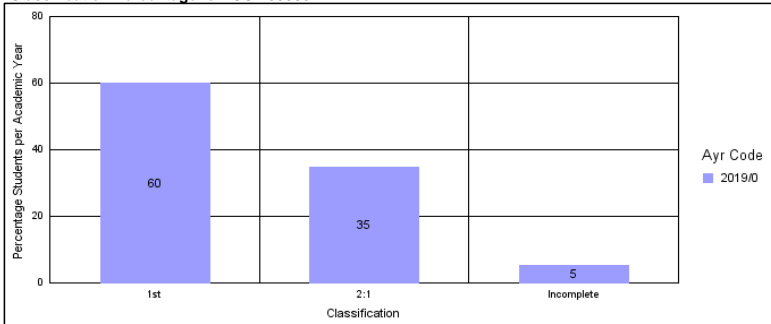
Classification Percentage for: COM00002I



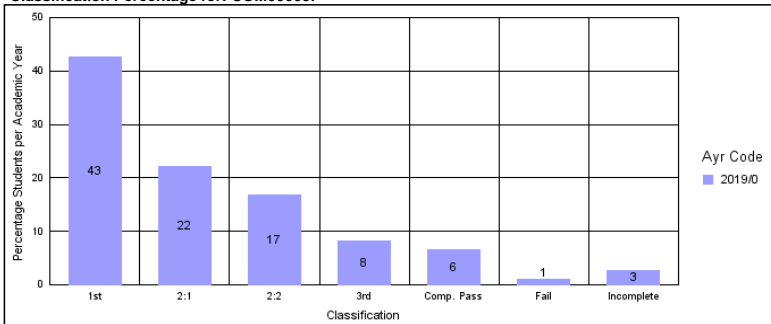
Classification Percentage for: COM00005I



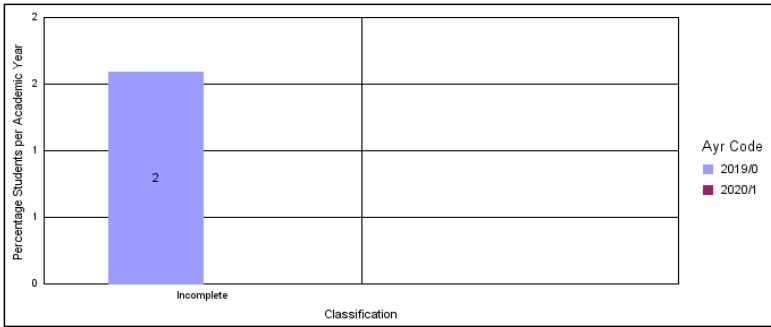
Classification Percentage for: COM00008I



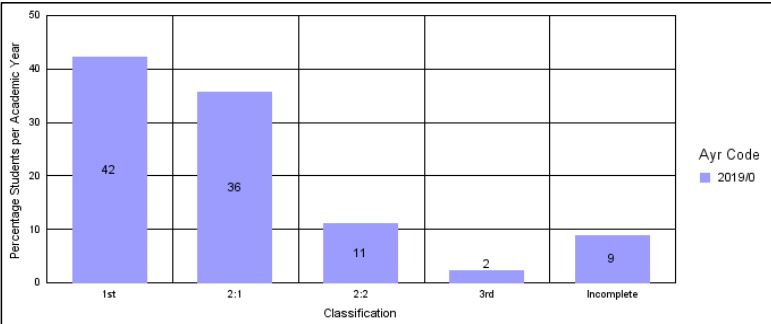
Classification Percentage for: COM00009I



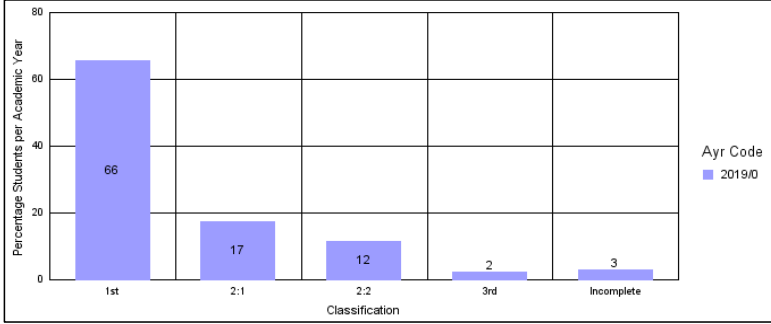
Classification Percentage for: COM00011I



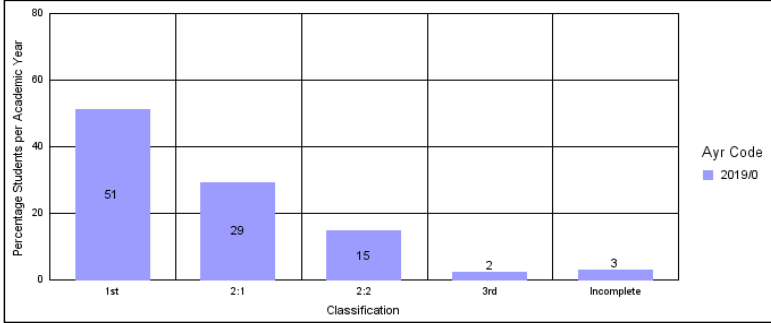
Classification Percentage for: COM00012I



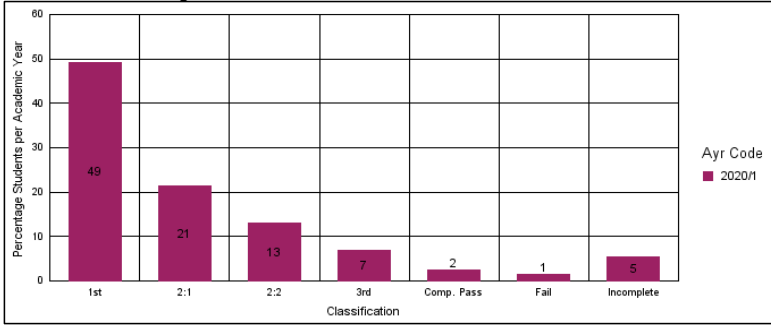
Classification Percentage for: COM00013I



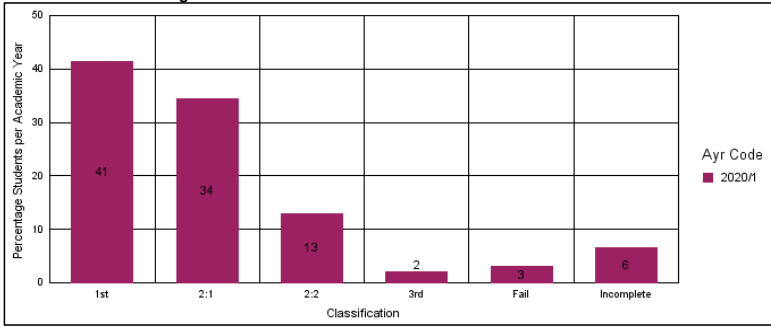
Classification Percentage for: COM00014I



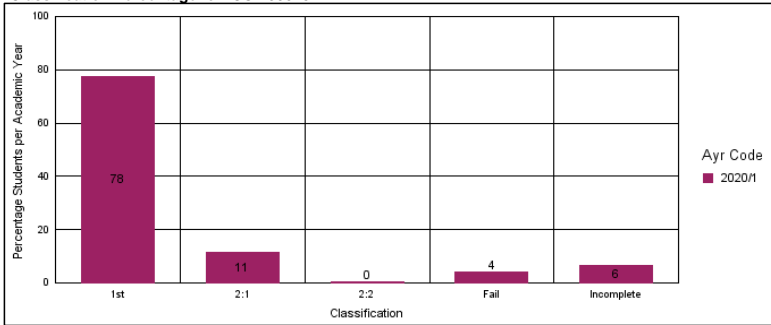
Classification Percentage for: COM00017I



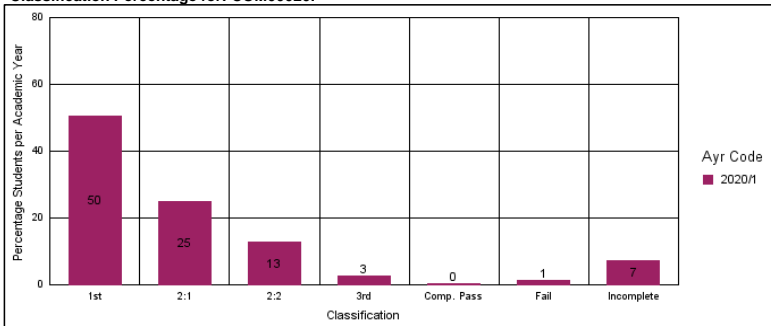
Classification Percentage for: COM00018I



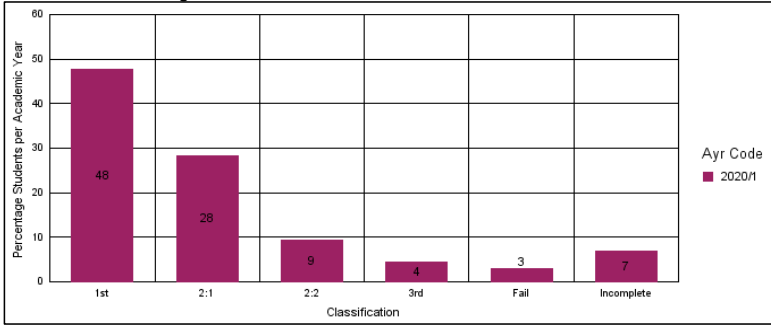
Classification Percentage for: COM00019I



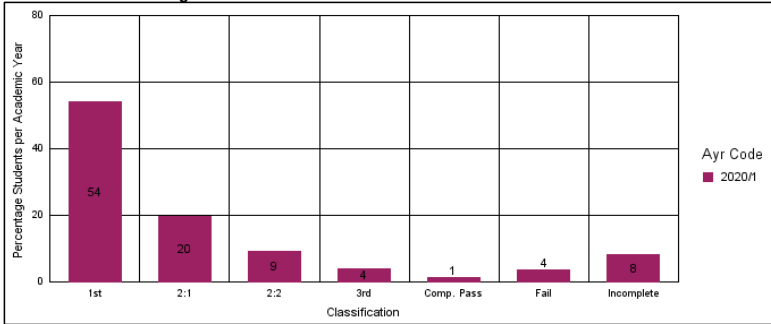
Classification Percentage for: COM00020I



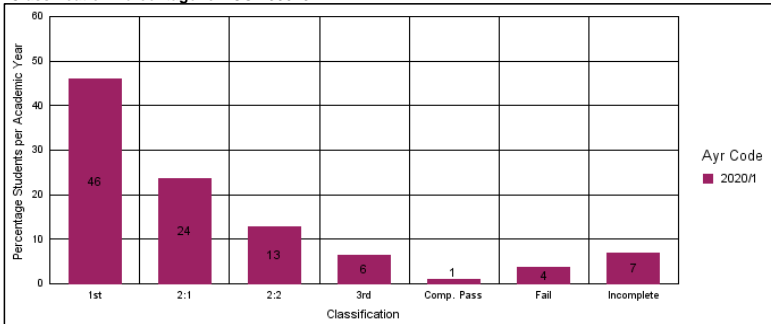
Classification Percentage for: COM0021I



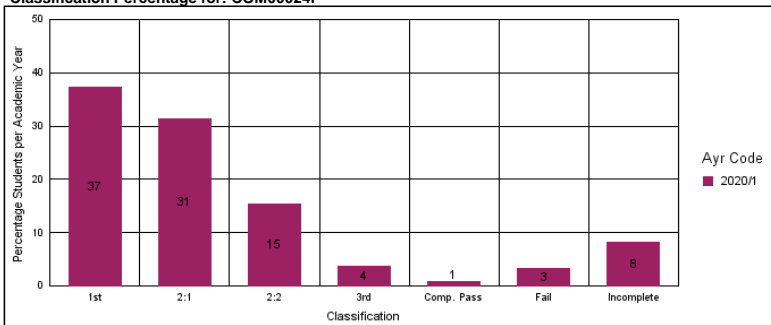
Classification Percentage for: COM0022I



Classification Percentage for: COM0023I



Classification Percentage for: COM0024I



Classification Percentage for: COM00025I

